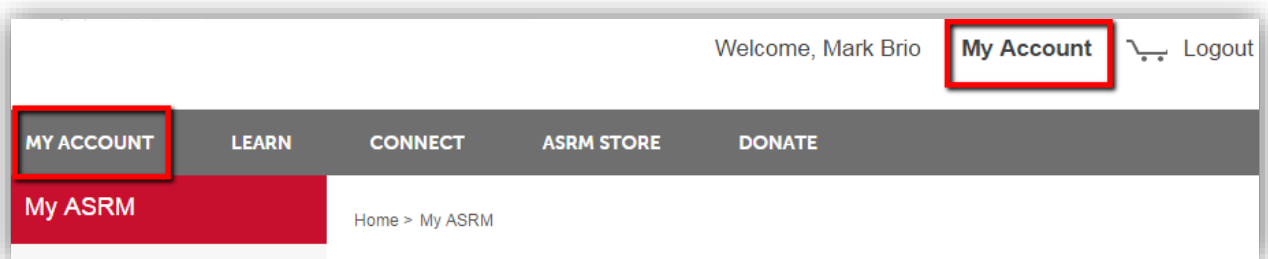
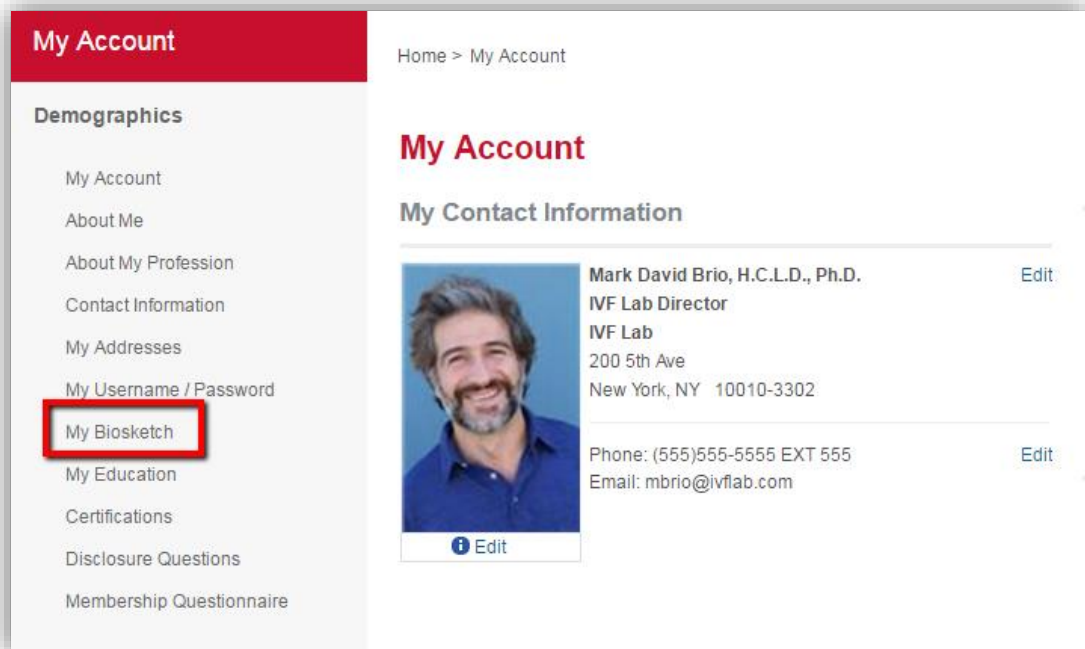


How to Add a Biosketch

1. Go to www.asrm.org and click “Log In” (located in the upper right corner on a desktop computer).
2. On the “My ASRM” homepage, log in your account.
3. Once logged in, click on one of the “My Account” buttons toward the top of the page.



4. On the My Account Page, select “My Biosketch” in the Demographics section.




5. The Biography page will allow you to add a biosketch or description about yourself underneath “Personal Bio”. Click on edit to add text. You can also load a resume or other files from your computer using the “Add New Attachment” link under “Attachments”.

Biography

Photo

Upload a photo if you would like it to appear in your profile. [?](#)



[Edit](#)

Personal Bio

[Edit](#)

Mark David Brio, Ph.D., H.C.L.D., is the IVF Lab Director at IVF Lab in New York, NY.

Attachments

Upload a resume, recommendation letter, or any other attachments to keep in your profile.

Resume	Delete
M.Brio_CV.docx	
Document Dates: 12/29/2016	
Comments: Mark Brio's CV	

[Add New Attachment](#)