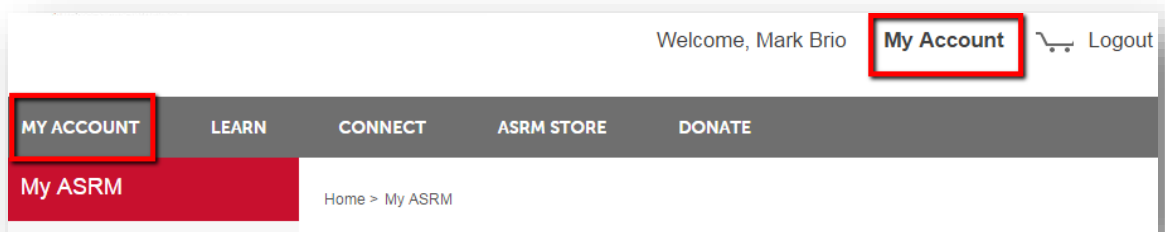
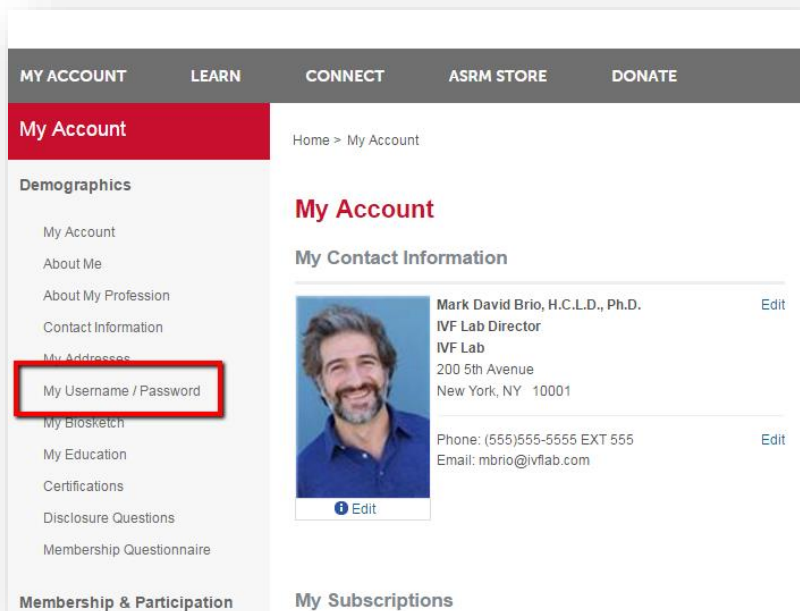


How to Change Username or Password

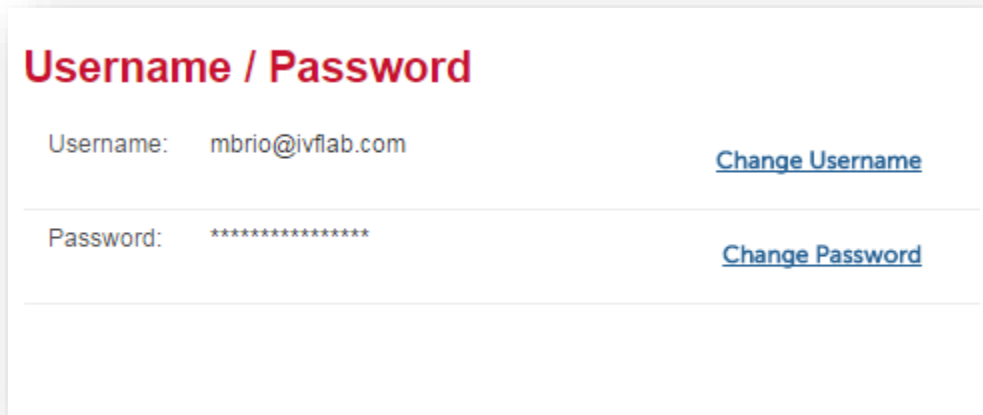
1. Go to www.asrm.org and click “Log In” (located in the upper right corner on a desktop computer).
2. On the “My ASRM” homepage, log in to your account.
3. Once logged in, click on one of the “My Account” buttons toward the top of the page.



4. On the “My Account” page, click “My Username/Password” in the Demographics section.



5. You will then see your current username listed. For security purposes, your password is encrypted. Click either “Change Username” or “Change Password” to update.

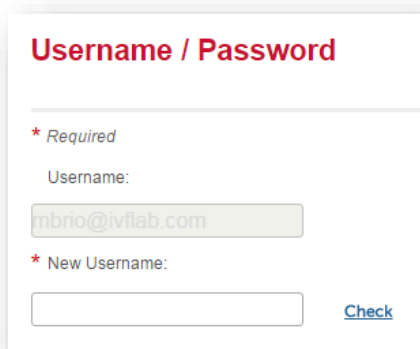


Username / Password

Username: mbrio@ivflab.com [Change Username](#)

Password: ***** [Change Password](#)

6. After clicking the link, you will be taken to a new page allowing you to change either the username or password. Update, and save.



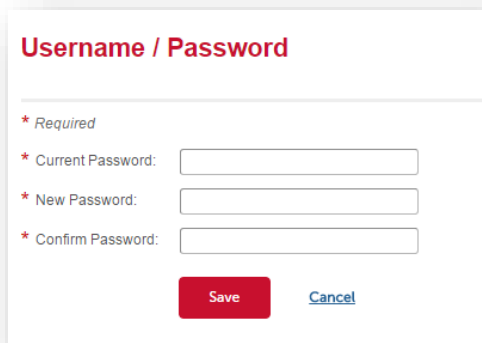
Username / Password

** Required*

Username:

** New Username:*

[Check](#)



Username / Password

** Required*

** Current Password:*

** New Password:*

** Confirm Password:*

[Cancel](#)